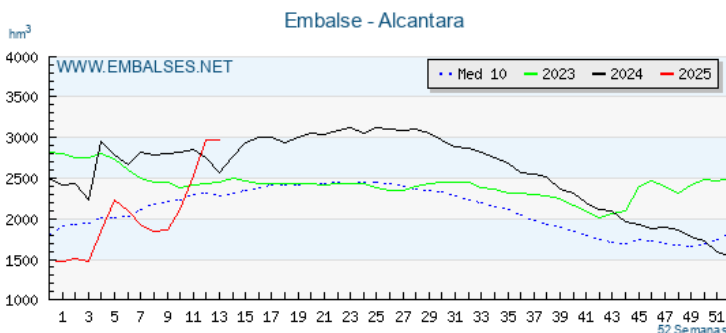
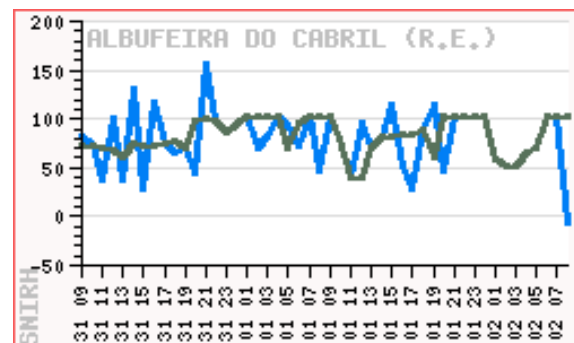
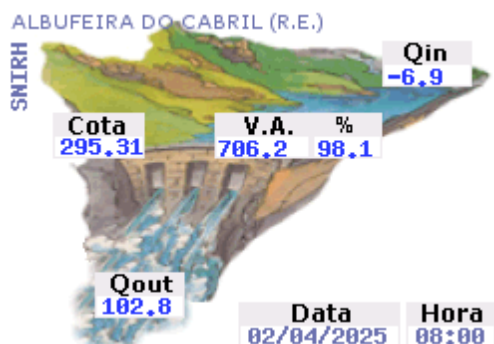
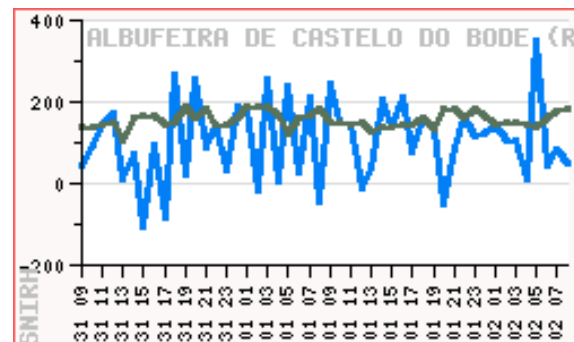
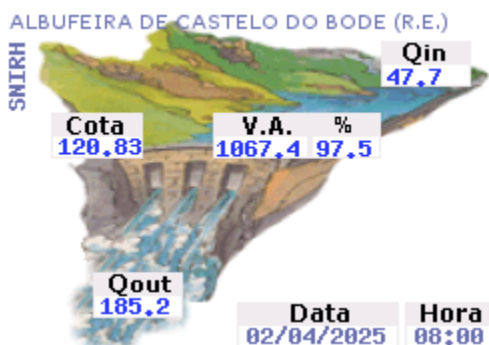
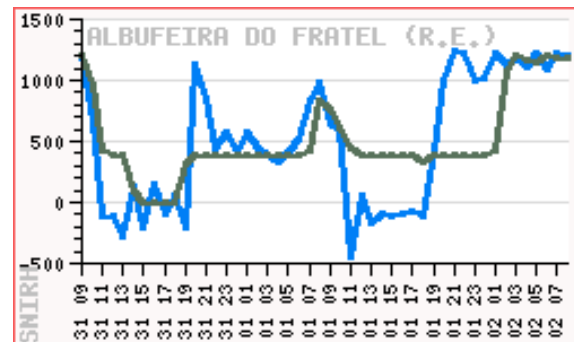
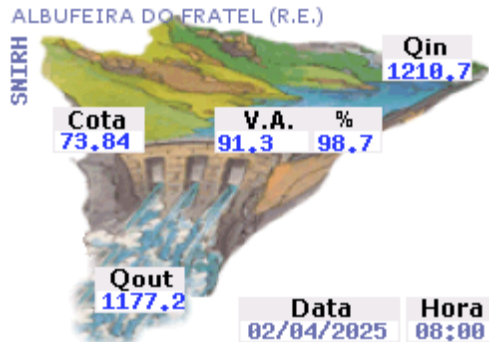


QIN: caudal afluyente em m3/s
QOUT: caudal efluente em m3/s



ALCANTARA

Fecha	hm³	Dif(hm³)
02-04-2025 10:00	2969.99	-0.29
02-04-2025 09:00	2970.28	-4.81
02-04-2025 03:00	2975.09	-5.92
01-04-2025 21:00	2981.01	+6.90
01-04-2025 15:00	2974.11	+7.44
01-04-2025 09:00	2966.67	-7.64
01-04-2025 03:00	2974.31	-12.15

Informação retirada do website: <http://www.meteoabrant.es/hidro.php>